

Healthy Urban living In Utrecht



Erlijn Mulder

Strategist municipality of Utrecht

Bas Akkers

Senior manager Economic Affairs municipality of Utrecht



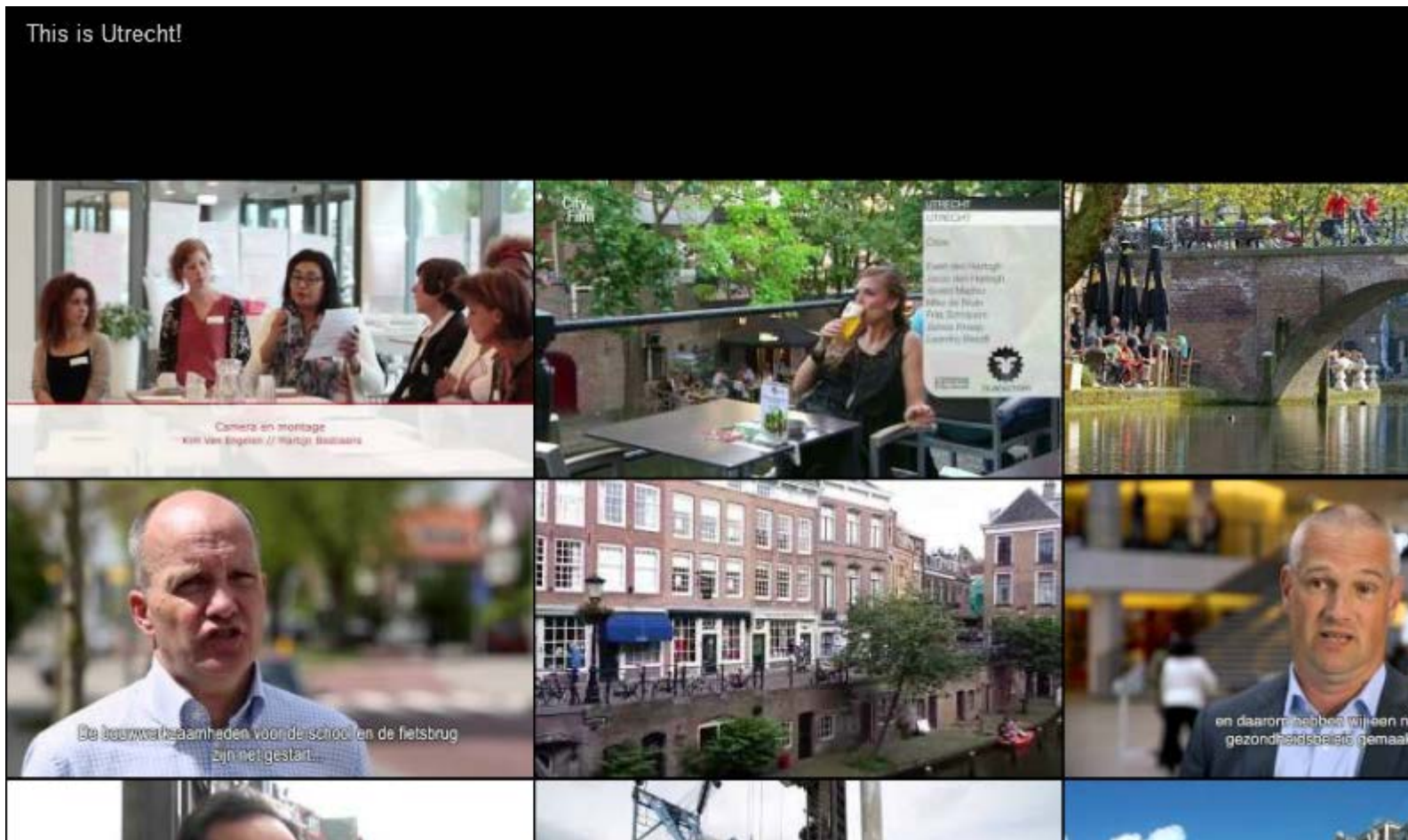
Gemeente Utrecht

Utrecht.nl

- https://www.youtube.com/watch?v=Y_NcR4n6Cxc



Utrecht: some facts

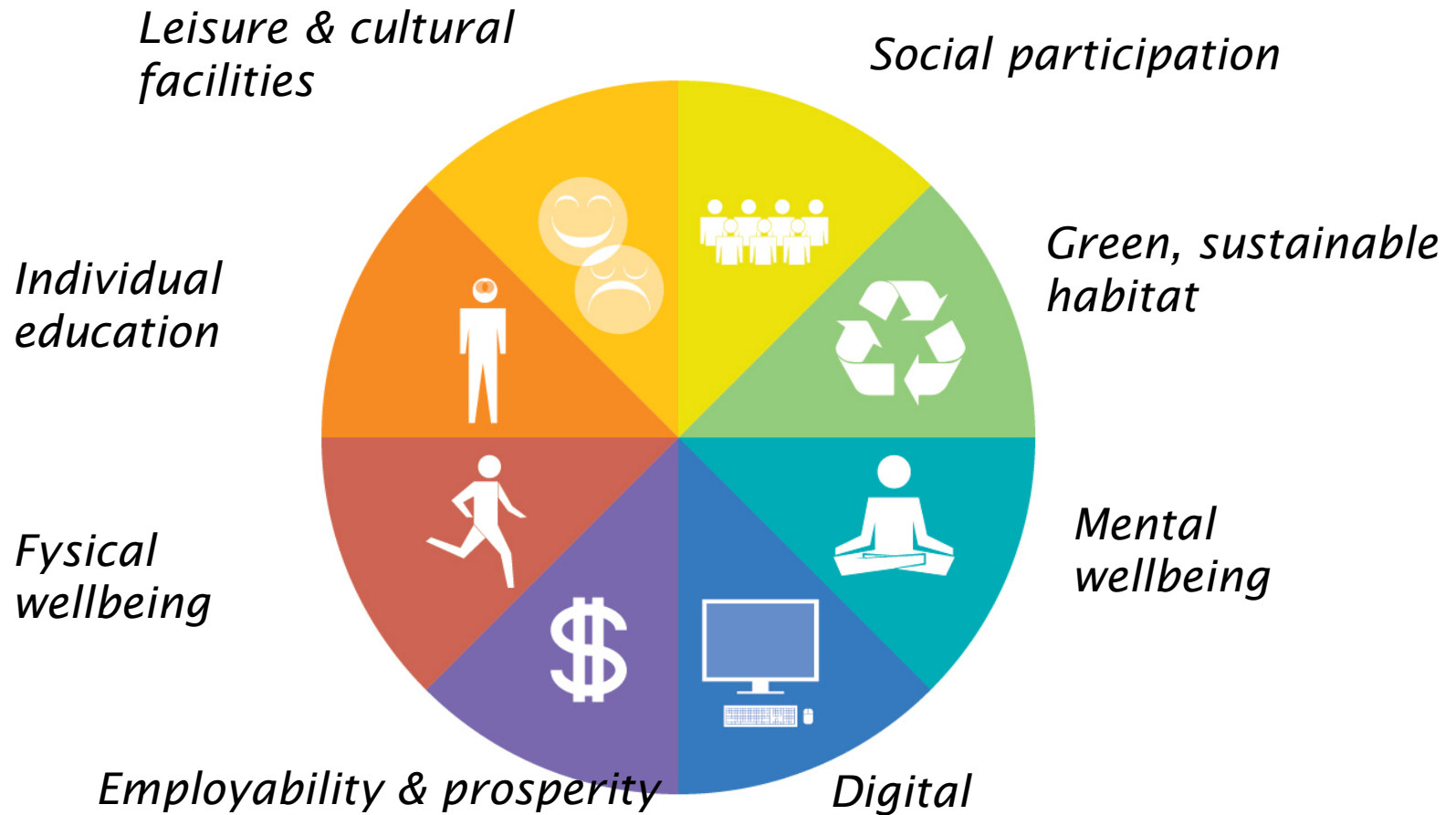


Why Healthy Urban Living?

- *A solid economic basis*
- *Several leading knowledge institutions*
- *International companies*
- *20-25% of the employment in health*
- *Opportunities to enhance this economic basis and even export it*
- *Massive growth of Utrecht: up to 400.000 inhabitants (25% in 20 years)*



How? Internal organisation!
Healthy Urban Living as a touchstone



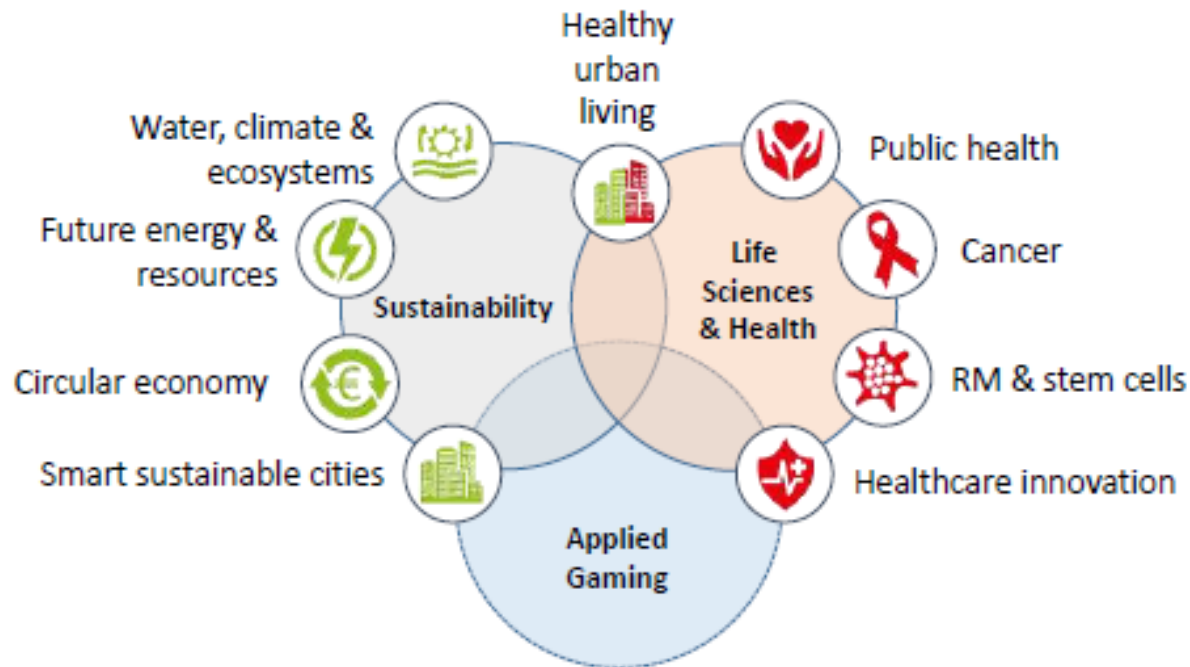
What is needed?

Collaboration – Cocreation – Crossovers- Innovation



Partnerships and purpose in:

- *Economy*
- *Sustainability: clean energy*
- *Accessibility & clean transport*
- *Healthy people/healthy neighbourhoods*
- *Organization & participation & social inclusivity*
- *Living lab: Utrecht The New Centre*



Organization & participation & social inclusivity

- *Partnerships: with usual suspects*
 - *with new initiators*
 - *with new ways of conversation*
 - *experiment with new democracy*
- *Economic Board Utrecht*
- *'Stadsgesprekken' (Townmeetings)*
- *Citizen Interaction/Urban Futures Studio*
- *Social inclusivity*
- *City Deals*



Economy

- *Acquisition smart – green – health check*
- *Life Sciences.*
- *Startups: improve the ecosystem. Create disruptive interventions!*
- *iLab: open source laboratory*
- *Serious gaming (Dutch Game Garden)*
- *Transfer challenges into economic propositions (Economic Board Utrecht)*
- *Social enterprise hotspot (social impact factory)*
- *Utrecht as launching customer*



Sustainability: clean energy

- *Lomboxnet. Smart grids (vehicle-to-grid)*
- *Sharing the economy: Snappcar*
- *Station area Climate KIC project of the EU*
- *houses with net zero energy costs*
- *Increase solar charging with citizens*
- *Municipality as a energy customer*

Smart Grids: rendement voor iedereen: eight smartgrid services in Utrecht and Amersfoort.



- *Smart Grids: rendement voor iedereen: eight smartgrid services in Utrecht and Amersfoort. - YouTube*

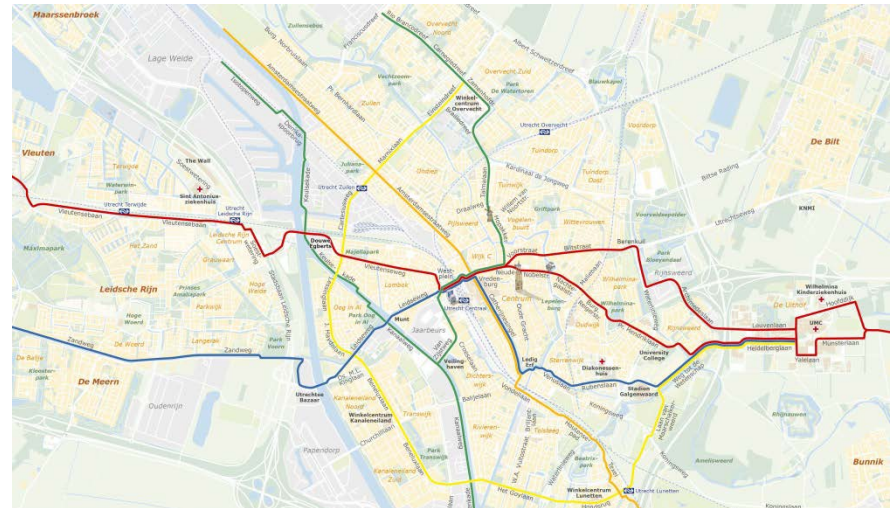


Accessibility & clean transport

- *Cycling Highways*
- *largest indoor bicycle parking facility in the world*
- *improve public transport continuously with smart technology*
- *Emission Zone for old cars;*
- *Parking route for bikes*
- *Last & first mile*



Bicyclehighways



Main bicycleroutes



Healthy people / healthy neighbourhood

- Accurate knowledge of the situation in each neighbourhood
- Selfmanagement (the patient in the driver's seat)
- Buurtteams (= neighbourhoodteams)

Life expectancy in good health, per neighbourhood - 2012

Life expectancy

at birth:

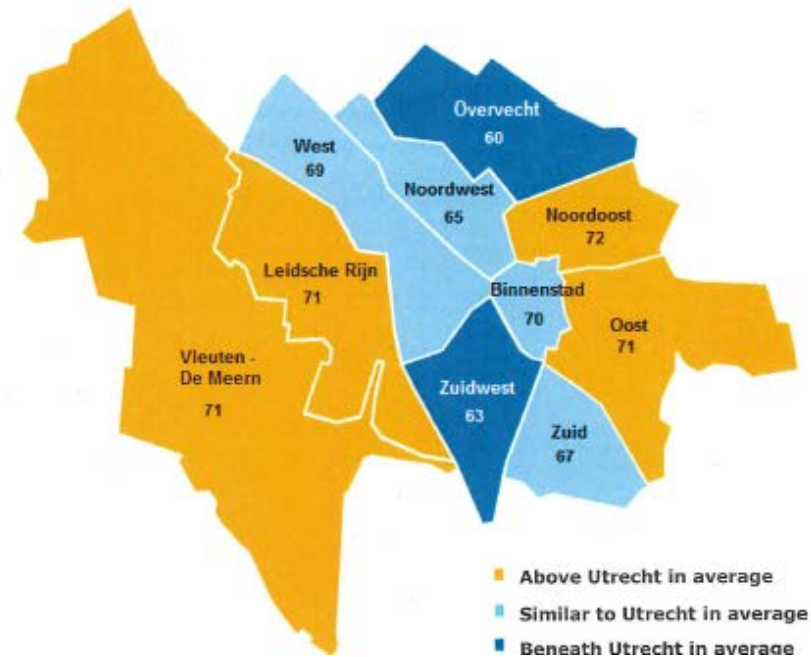
	79,6	
• Vleuten-De Meern	82,6	4,8
• Overvecht	77,8	

In good health

	67,3	
• Noordoost	71,8	12,1
• Overvecht	59,7	

without chronic diseases

	44,1	
• Oost	50,7	15,8
• Overvecht	34,9	



Healthy people / healthy neighbourhood



Gemeente Utrecht

Utrecht.nl

Living Lab - The New Centre

Part of Climate-KIC's Smart Sustainable Districts program,

The main objectives:

- an energy neutral area
- a climate-proof area
- an attractive and healthy public space, through optimum greening, water retention and personal mobility
- Anticipating urban planning

